




BREAKERS & ATTACHMENTS

BREAKER MODEL

35 ST



FOR CONFINED SPACES

Different Type Chassis

Our breakers provide superior efficiency and reliability with our different type chassis' which were designed for suitable operations in various work environments. They are available for many carrier machines such as mini excavators and backhoe loaders and they are a fast and economic solution for your operating needs. They are stronger than ever with their lighter design.

MORE RELIABLE

Piston Design

Stronger strike with its increased impact power and enhanced piston design!

Membrane and Accumulator

With its highly resilient accumulator and membrane, our breakers impact with the same energy on every single stroke, thus providing maximum efficiency even when working on the hardest materials.

LONGER LIFETIME

Hydraulic Cushioning

If the breaker blank-fires during operation, thanks to our hydraulic cushioning feature the piston won't hit the cylinder, therefore prolonging the lifetimes of the components.



TECHNICAL INFORMATION

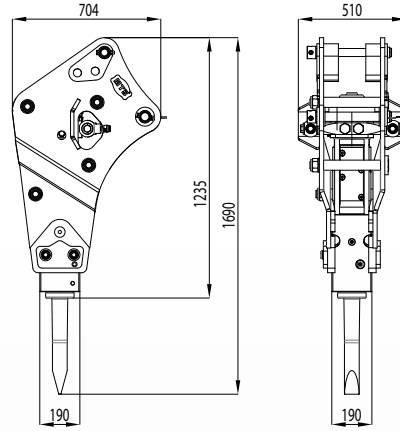
35 ST

Oil Flow l/min	50~100
Impact Rate (b) bpm	490~990

Operating Pressure (c) bar	120~125
Input power (d) kW	10~20.8

Relief Pressure bar	180
Back Pressure Max. bar	10
Tool Diameter mm	75

Noise Level (e) LWA (dB)	127
Skid-steer loader (f) t	3.8~5.5
Mini Excavator (f) t	6~9

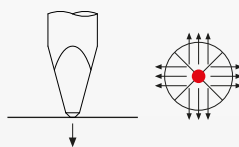
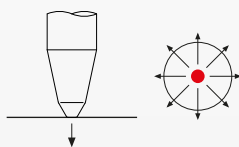
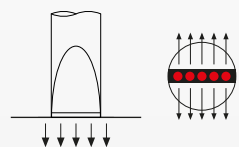
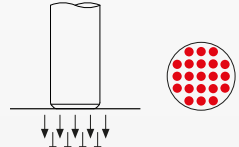


Open side connection Backhoe Loader

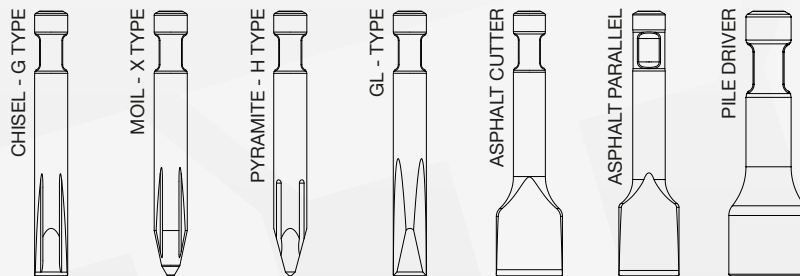
Operating weight (a) kg 435

- (a) It includes the approximate weight of the breaker, bracket, standard tool and hose weights.
 (b) Actual impact frequency depends on the oil flow, oil viscosity, temperature and the material to be broken.
 (c) Actual pressure depends on the oil flow, oil viscosity, temperature, material to be broken and the return pressure.
 (d) Input power directly effects fuel consumption. Low input power (kW) requirement means low fuel consumption.
 (e) Guaranteed sound power testing results according to directive 2000/14/EC (Guaranteed dB(A)=Measured Value +3 dB).
 (f) If the carrier machine is out of the optimum range, ask the carrier machine.

TOOL PROPERTIES

	Pyramid	Moil	Chisel	Blunt
Operating Principle				
Key Properties	<ul style="list-style-type: none"> Breaking in four directions General demolition 	<ul style="list-style-type: none"> Breaking in all directions Suitable for general use 	<ul style="list-style-type: none"> Breaking in two directions Suitable for general purpose by demolition 	<ul style="list-style-type: none"> Good energy transfer Demolition – Impact breaking

SPECIAL TOOLS



Rev. 150822



Factory

Bahçelievler OSB Mh. 11. Cd. No: 4A
 59510 Kapaklı / Tekirdağ - TURKEY
 +90 282 768 25 00

www.mtbbreakers.com - info@inanmakina.com



WARNING! The visuals and the information in this brochure are standard or optional depending on the version of the product.

İNAN MAKİNA A.Ş. saves the right to modify the values and designs shown in this brochure without notice.